




C800pro Electric CombBind® Finisher



Space saving combo solution

This finishing powerhouse delivers the capacity and durability you need. Designed for heavy binding users, the CombBind® C800pro delivers the capacity and durability you need. Adjustable pins allow punching of any size document up to 12" wide.

CombBind® spine

Our most conventional binding option, this spine lets pages lie flat. You can also easily make edits with a CombBind binding system.



Features and benefits

- One-touch electric punching with foot pedal
- Heavy-duty construction built for high volume
- Punches up to 25 and binds up to 425 12" size sheets
- Adjustable punch depth



C800pro Electric CombBind® Finisher

C800pro Specifications

Item number	27170
Binding capacity	Up to 2" or 425 sheets
Maximum binding length	12" (A4)
CombBind spines	1/4" to 2"
Machine weight	52 lbs.
Dimensions (W x H x D)	19" x 15" x 19"
Safety	 and  safety standard certified

Specifications are subject to change without notification.

CombBind spines

Available colors



Available sizes

Sheet capacity*

1/4"	25
5/16"	40
3/8"	55
7/16"	70
1/2"	85
9/16"	105
5/8"	125
3/4"	150
7/8"	175
1"	200
1 1/8"	225
1 1/4"***	265
1 1/2"***	320
1 3/4"***	375
2"***	425



*Sheet capacity is based on 20lb. bond paper.

**Saines have locking ends to prevent pages from slipping out.

Applications

- Presentations
- Product catalogs
- Reports
- Guides
- Training manuals
- Student handbooks
- Notebooks
- Menus